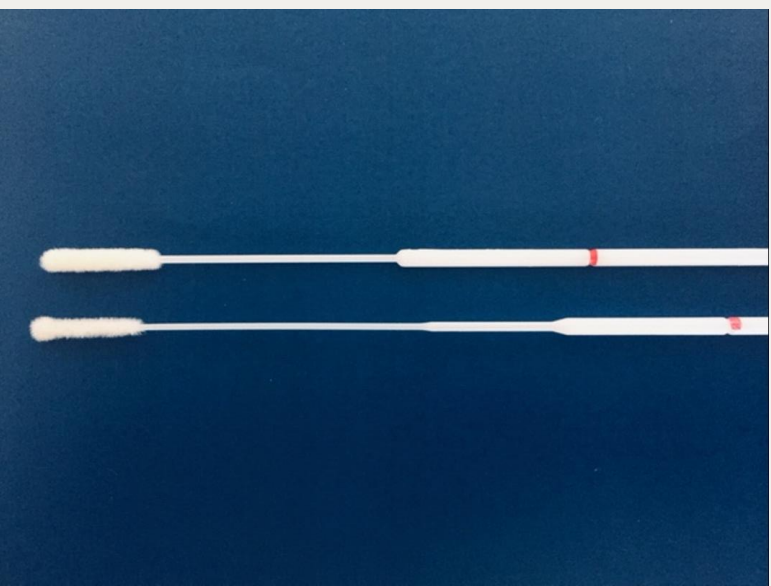

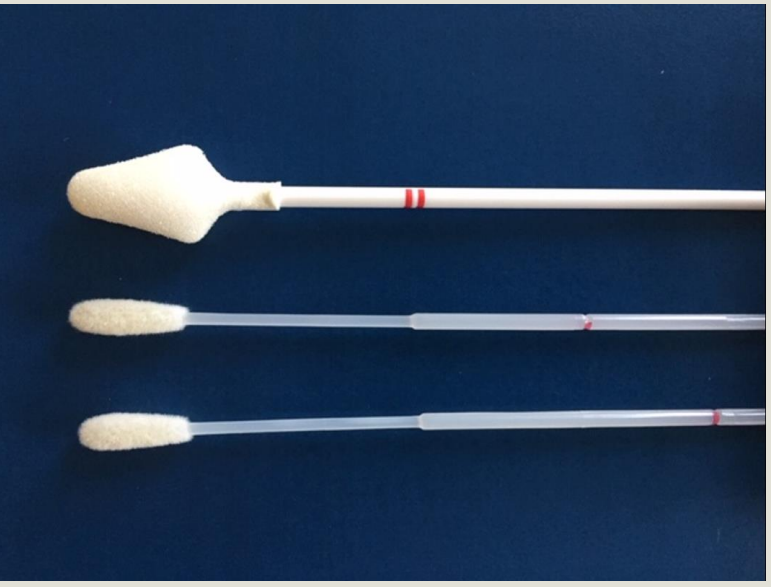

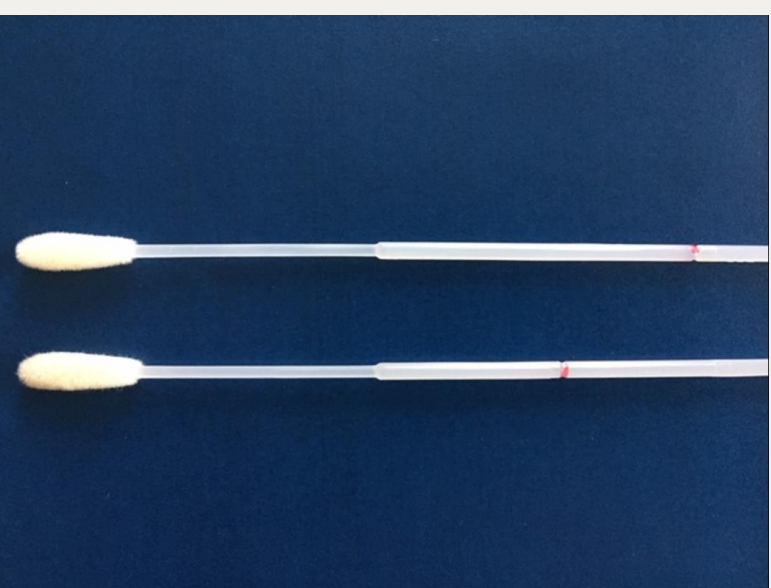





Selecting a Swab for Respiratory Virus Specimen Collection

Organisms	Swab information			Transport container
	Acceptable Sites	Image	Swab Detail	
COVID-19	Nasopharyngeal		Flocked, synthetic fiber mini-tip swab with plastic or wire shaft Swabs: 501CS01, 503CS01 Kits: 401C, 403C, 404C, 406C	Place in Red capped container (pink viral medium) 
	Nasal		Puritan foam tipped swab. Flexible paddle foam tip, Solid polypropylene handle Swabs: 502CS01, 519CS01 Kits: 402C, 405C	Place in Red capped container (pink viral medium) 
	Oropharyngeal		Synthetic fiber and a plastic shaft Swabs: 502CS01, 519CS01 Kits: 402C, 405C	Place in Red capped container (pink viral medium) 
Extended Respiratory Panel • Respiratory Syncytial Virus (RSV) • Adenovirus • Parainfluenza 1,2,3,4 • Metapneumovirus • Coronavirus • Bocavirus • Influenza A & B	Nasal		Puritan foam tipped swab. Flexible paddle foam tip, Solid polypropylene handle Swabs: 502CS01, 519CS01	Place in Blue capped container (dry, no medium) 
COVID-19 and Extended Respiratory Panel	Follow COVID-19 testing guidelines using only 1 swab (Both tests may be performed using swab for COVID-19)			Place in Red capped container (pink viral medium) 