

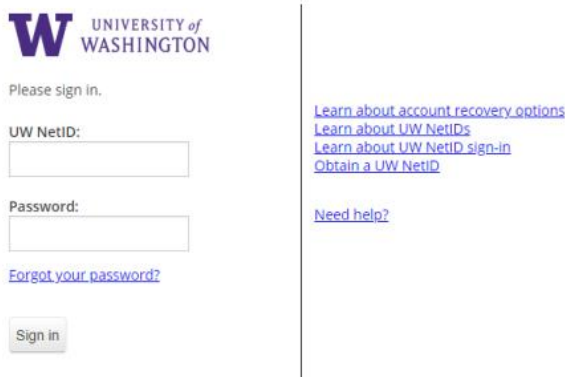
How to Convert your Zoom Account to a HIPAA Account

As of March 4, 2020, all current UW faculty, staff, and students now have automatic and free access to a Zoom account through their personal UW NetID. Users can convert their account to a HIPAA-compliant account at no charge by following the instructions below.

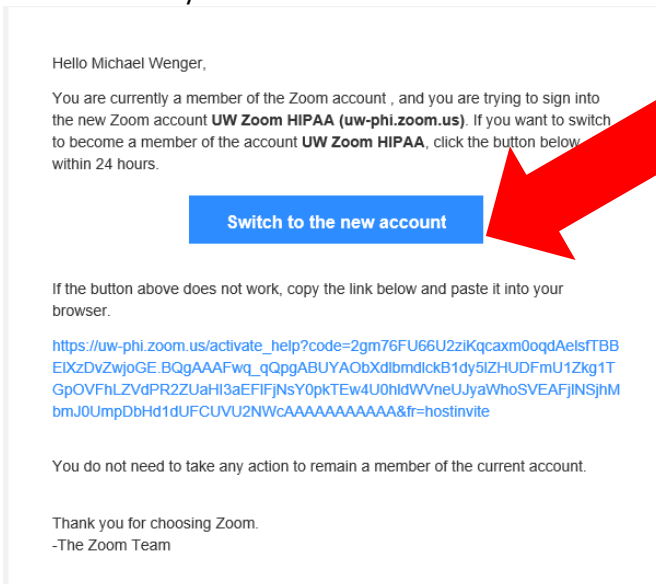
1. Go to uw-phi.zoom.us and select **HIPAA UW Zoom**



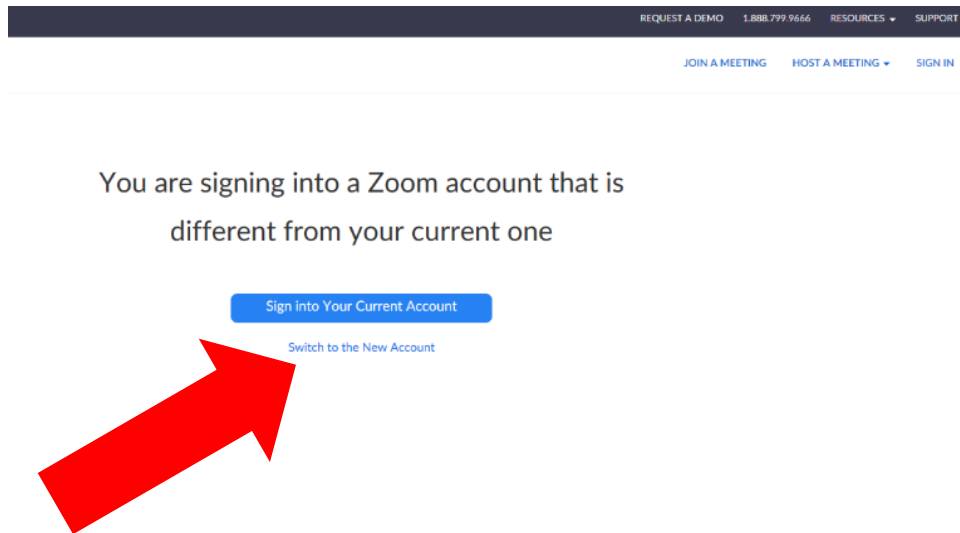
2. Log in with your NetID credentials



3. Zoom will send you an automated email. Click **Switch to the new account**.



4. You will see a screen that says, “You are signing into a Zoom account that is different from your current one”. Select **Switch to the New Account**.



5. On the following screen, select **I Acknowledge and Switch** to confirm your selection.